



GAMES

DECEMBER 2023

WORLD OF PUZZLES®

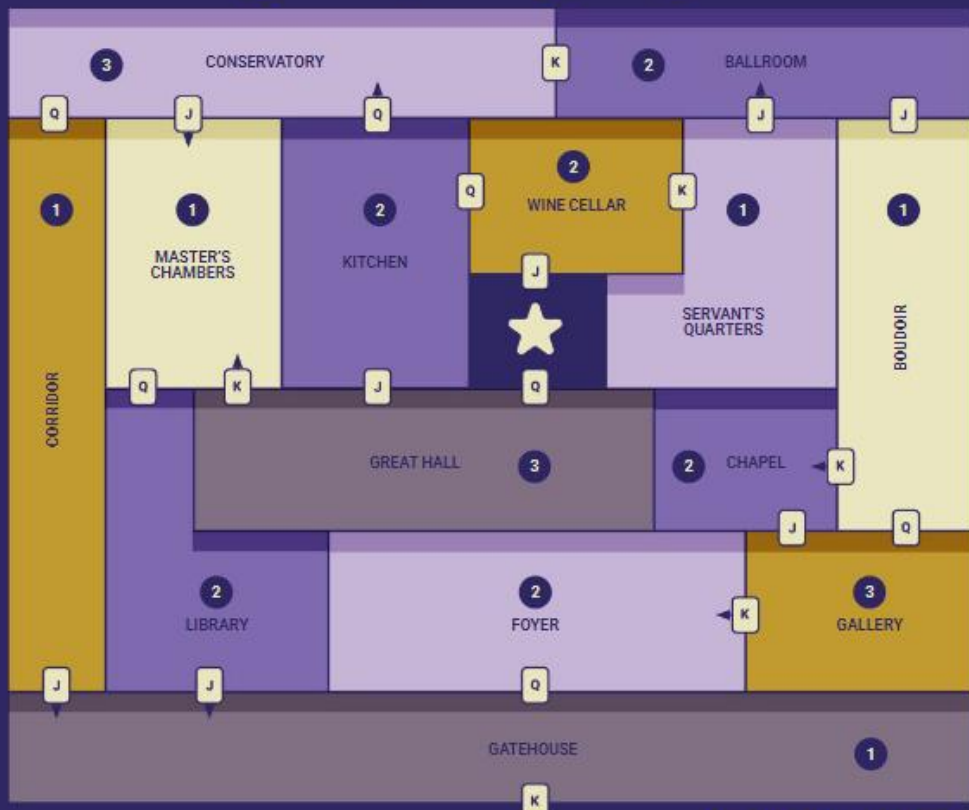
THE ROYAL ESCORTS: A MAZE

Featuring:

The Game of Babbleship:
Rights in the Middle of the
Action by Julie Harris p. 36
Child's Play by Todd
Kreisman p. 40

Also...

Funny Business p. 10
Tectonic p. 29
Knight's Adventure p. 54



INSTRUCTIONS ON PAGE 2

\$5.99 US / \$7.50 CAN
Display Until 11/21/2023



In each of these puzzles, you are given a word and a grid of letters. Starting at any letter, move one square horizontally or vertically to the next letter. Then move two squares to the next letter, then 3 squares to the next, and so on until you find the given word.

ANSWERS, PAGE 76

EXAMPLE

E	E	G	G	E
G	G	M	M	A
G	A	G	M	E
E	M	A	A	G
E	M	M	G	A



FIND THE WORD GAME

E	E ₄	G	G	E
G	G	M	M	A
G	A	G	M	E
E	M ₃	A	A ₂	G
E	M	M	G ₁	A

P	U	E	P	Z	Z	E
U	L	Z	Z	L	E	E
E	E	L	Z	Z	U	P
L	P	P	Z	U	P	L
E	U	U	Z	L	Z	L
E	Z	P	L	Z	E	L
P	U	U	Z	E	E	E

1. Find the word **PUZZLE**

2. Find the word **HIDDEN**

H	I	N	D	I	H	H
E	E	D	N	I	D	I
N	I	H	D	H	E	H
E	I	H	D	N	D	D
H	N	D	D	N	D	E
D	D	N	E	I	E	D
N	D	E	I	H	N	D



3. Find the numbers 1 TO 12: ONE, TWO, THREE, FOUR, FIVE, SIX, SEVEN, EIGHT, NINE, TEN, ELEVEN, TWELVE.

H	T	F	I	E	V	E	S	W	T	E	V
O	N	W	O	F	E	L	E	T	E	S	T
E	O	S	E	E	L	V	V	E	H	T	N
H	T	H	G	V	W	H	N	V	E	L	E
I	E	N	X	F	I	F	I	V	G	N	E
E	E	U	I	E	S	G	W	E	T	T	L
N	E	G	O	N	E	S	E	N	V	V	E
E	N	O	L	L	E	T	E	E	E	I	X
V	E	I	N	W	R	E	V	I	S	E	W
E	H	I	R	T	T	I	W	X	E	R	T
L	T	N	U	O	E	H	T	V	N	S	N
E	V	E	O	F	U	X	E	S	L	E	I

Your goal in these puzzles is to form familiar four-letter words (proper nouns are allowed) reading across and down in each grid. All of the letters that appear in each puzzle are provided.

These puzzles also incorporate elements of the number logic puzzle known as Skyscrapers. The letters represent buildings in alphabetical order from 1 to 26. (A = 1-floor building, B = 2, C = 3, D = 4, and so on, up to Z = 26.)

Arrows indicate how many buildings (letters) you can see from the direction the arrow is pointing. If the same letter appears in two adjacent squares, only the first of the two can be seen.

Here are a couple of solving hints: Start by placing the tallest buildings in order (last letters of the alphabet among those given). Also, the two words given above each puzzle will be spelled out in the solved puzzle. **ANSWERS, PAGE 76**

PUZZLE 1: LATE, USER

Letters: **A A C E E E F I L L N R S T T U**

	2	1	2	2	
2 →					← 2
2 →					← 3
4 →					← 1
1 →					← 3
	1	3	2	2	

PUZZLE 2: TOYS, HITS

Letters: **A A F H I I N O S S S T T T T Y**

	3	3	3	3	
3 →					← 2
3 →					← 2
2 →					← 1
2 →					← 2
	1	2	1	2	

PUZZLE 3: REST, GEAR

Letters: **A A B E E G L O O R R R S T T U**

	2	2	3	3	
2 →					← 2
2 →					← 3
3 →					← 2
3 →					← 1
	1	3	2	1	

PUZZLE 4: EASY, PLAY

Letters: **A A A A C E E L M M O P R S S Y**

	3	2	2	3	
2 →					← 3
2 →					← 3
2 →					← 1
2 →					← 1
	1	2	2	1	



In these puzzles, your goal is to fill in the grid with common crossword words reading across and down. All of the letters that appear in each puzzle are shown. In each grid, you will find three types of symbols: greater than (>), lesser than (<), and equals (=). The < symbol means a letter is before another in the alphabet, the > symbol means a letter is after another in the alphabet, and the = indicates that both letters are the same.

Here are a couple of solving hints: Start by placing the lowest and highest letters (first and last letters of the alphabet among those given). Also, pay attention to the title of each puzzle: It is a word that will be spelled out in the solved puzzle.

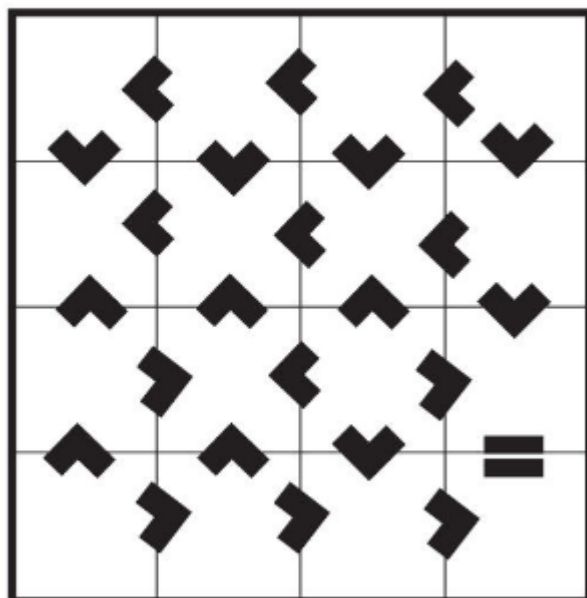
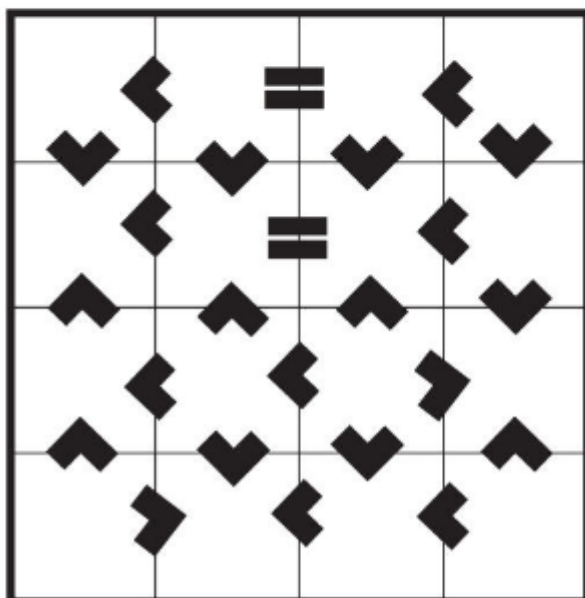
ANSWERS, PAGE 60

A<B<C<D<E<F<G<H<I<J<K<L<M<N<O<P<Q<R<S<T<U<V<W<X<Y<Z

PUZZLE 1: TEST

Letters:

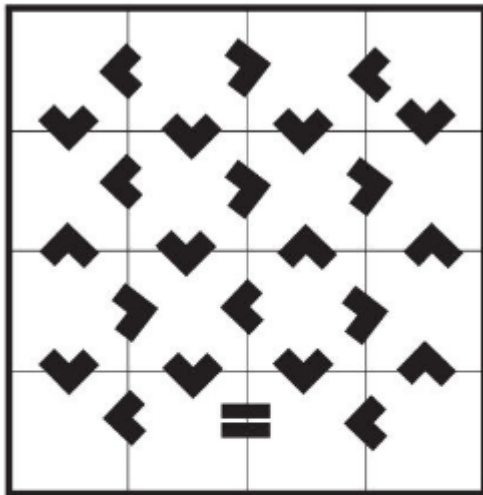
**D E E E E G G I
N O P S S T T T**



PUZZLE 2: SHOE

Letters:

**A C C E E E E H
N N O O R S T T**



PUZZLE 3: MIND


Letters:

A A A D D D D E
I M N P S S T U

PUZZLE 4: PAST

Letters:

A A A C D E E E
L L O P R S S T



PUZZLE 5: HIDE

Letters:

D D E E E E E G
H H I N R S T U

